

**THE  
NATIONAL  
COUNCIL FOR  
PALLIATIVE  
CARE**

# **Palliative care for people with dementia**

**Alison Blight  
Dementia Project Manager**

The National Council for Palliative Care  
15 September 2007

**[a.blight@ncpc.org.uk](mailto:a.blight@ncpc.org.uk)**

**[www.ncpc.org.uk](http://www.ncpc.org.uk)**

# **INTRODUCTION**

- **Summarise key issues**
- **Describe NCPC's new dementia project**
- **Outline early findings**

## KEY ISSUES

- **Increase in number of older people**
- **Number of people with dementia is very marked**

Year	Number
2006	683,597
2010	738,886
2050	1,700,000

*Source: Alzheimer's Society, 2007*

## KEY ISSUES

- **Incidence of dementia increases with age**

Age	Prevalence
40 - 65	1 in 1000
65 - 70	1 in 14
70 - 79	1 in <i>(to be confirmed)</i>
80+	1 in 6

*Source: Alzheimer's Society, 2007*

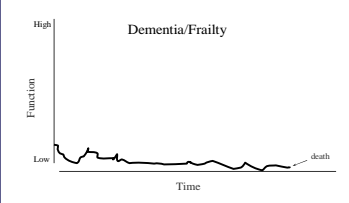
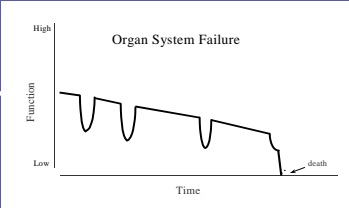
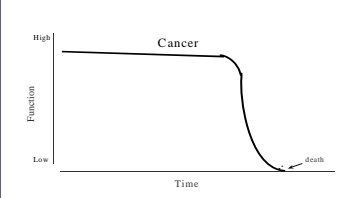
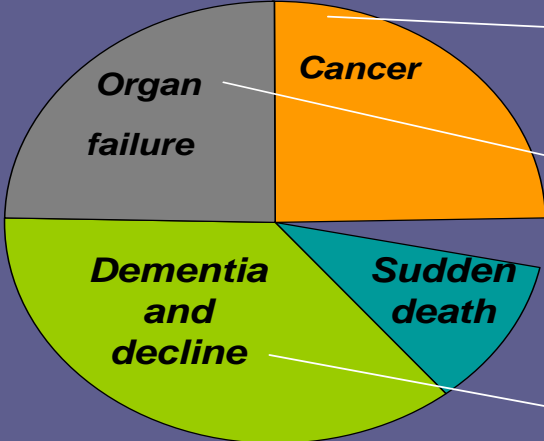
- **New national dementia strategy**

## KEY ISSUES

- **From GSF, GP will have 7/20 deaths due to dementia, frailty and decline**
- **Difficult disease trajectory**
- **Symptom control can be challenging**

# KEY ISSUES

## Illness trajectories



## **NCPC's NEW DEMENTIA PROJECT**

- **NCPC's influential publication**
- **Two highly successful events**
- **Funding from Lloyds TSB Foundations to extend emerging work**

THE  
NATIONAL  
COUNCIL FOR  
PALLIATIVE  
CARE

## NCPC's NEW DEMENTIA PROJECT

- **Purpose**

- to promote increased and better quality palliative care for people with dementia

# NCPC's NEW DEMENTIA PROJECT

- **Objectives**

- map current services
- highlight gaps
- understand user and carer needs
- identify and share notable practice
- develop practical guidance

## NCPC's NEW DEMENTIA PROJECT

- **Mapping exercise**
  - Approach to NCPC's network
  - Matrix to track response
  - Template development
  - Wider mapping
  - Evaluation of local practice

## EARLY FINDINGS

- **The organisation of palliative care for people with dementia is characterised by fragmentation**
- **Access to palliative care services is variable**

## EARLY FINDINGS

- **There is evidence of inappropriate admission to acute hospitals**

## EARLY FINDINGS

- **Some use of clinical frameworks and tools**
  - Primarily GSF
  - Pilots of pain assessment tools
  - Increased uptake of these tools would be helpful
- **Expertise, knowledge and skills in particular areas is developing**
  - Profile of this work has to be raised
  - Need to meet rising expectation of staff to deliver improved quality of care

# **CONCLUSION**

- **Key issues**
- **NCPC's new dementia project**
- **Early findings**
- **Next stage – to explore further, evaluate and share!**